

SAMSUNG



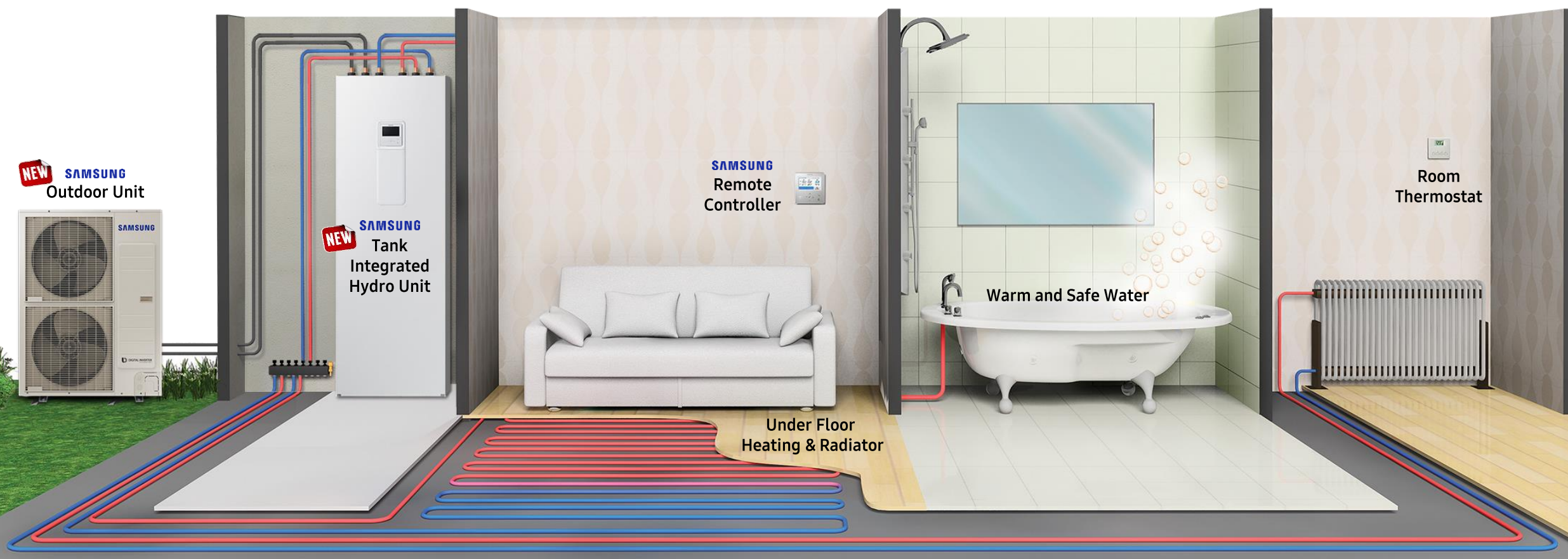
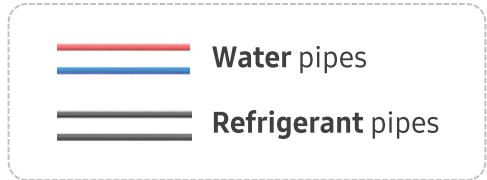
2019 SAMSUNG ECO HEATING SYSTEM



SAMSUNG Eco Heating System

NEW Tank Integrated Hydro Unit

NEW R32 Outdoor Unit (Split, Mono) 



Overview

Tank Integrated Hydro Unit (SPLIT, MONO)



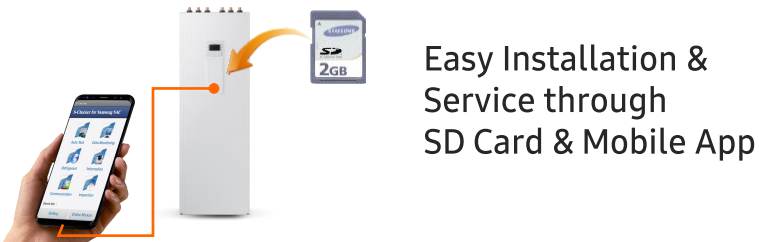
01 Tank Integrated Hydro Unit

Total Solution for Heating & DHW



2 Type of Water Vol : 200/ 260L

02 Easy Installation



Easy Installation & Service through SD Card & Mobile App

03 2-Zone Control

2-Zone Control with New Remote Control



04 Color Remocon

Color Display, Multi Language(6)



05 Back up Heater Installed

- **1Ph:** 2kW (Default)
4/6kW (Optional)
- **3Ph:** 6kW (Default)














06 SG Ready / PV Enable

- ***SG:** Operated by 4 input signal
- ****PV:** Energy saving by solar energy



*Smart Grid / **Photovoltaic

01. Tank Integrated Hydro Unit

Type	Previous EHS (Split, Mono)	Tank Integrated EHS
Split	 +   Outdoor Unit Hydro Unit DHW Tank	 +  Outdoor Unit Split Tank Integrated Hydro unit
Mono	 +    Outdoor Unit Control Kit DHW Tank Components of water piping	 +  Outdoor Unit Mono Tank Integrated Hydro unit

2 Type of Water Volume

- Superior in Water Vol & Choice

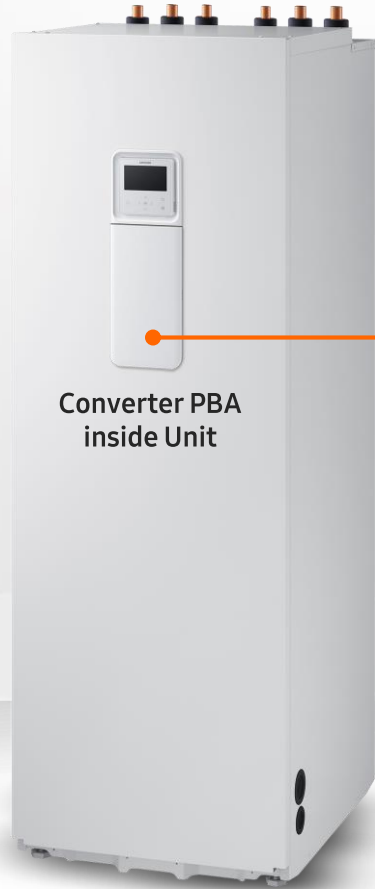


- Water Volume comparing to competitors

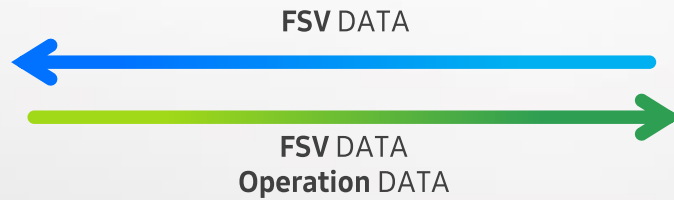
Capacity	SAMSUNG	Company A	Company B	Company C
Small	200L	180L	200L	200L
Large	260L	230L	-	-

02. Easy Installation & Service with SD Card, Mobile App

Easy Access through Service Window



Converter PBA
inside Unit



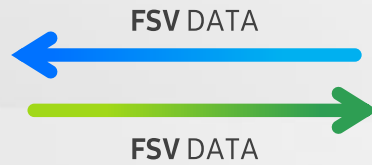
Micro SD Card



S-Net Pro2



Mobile APP

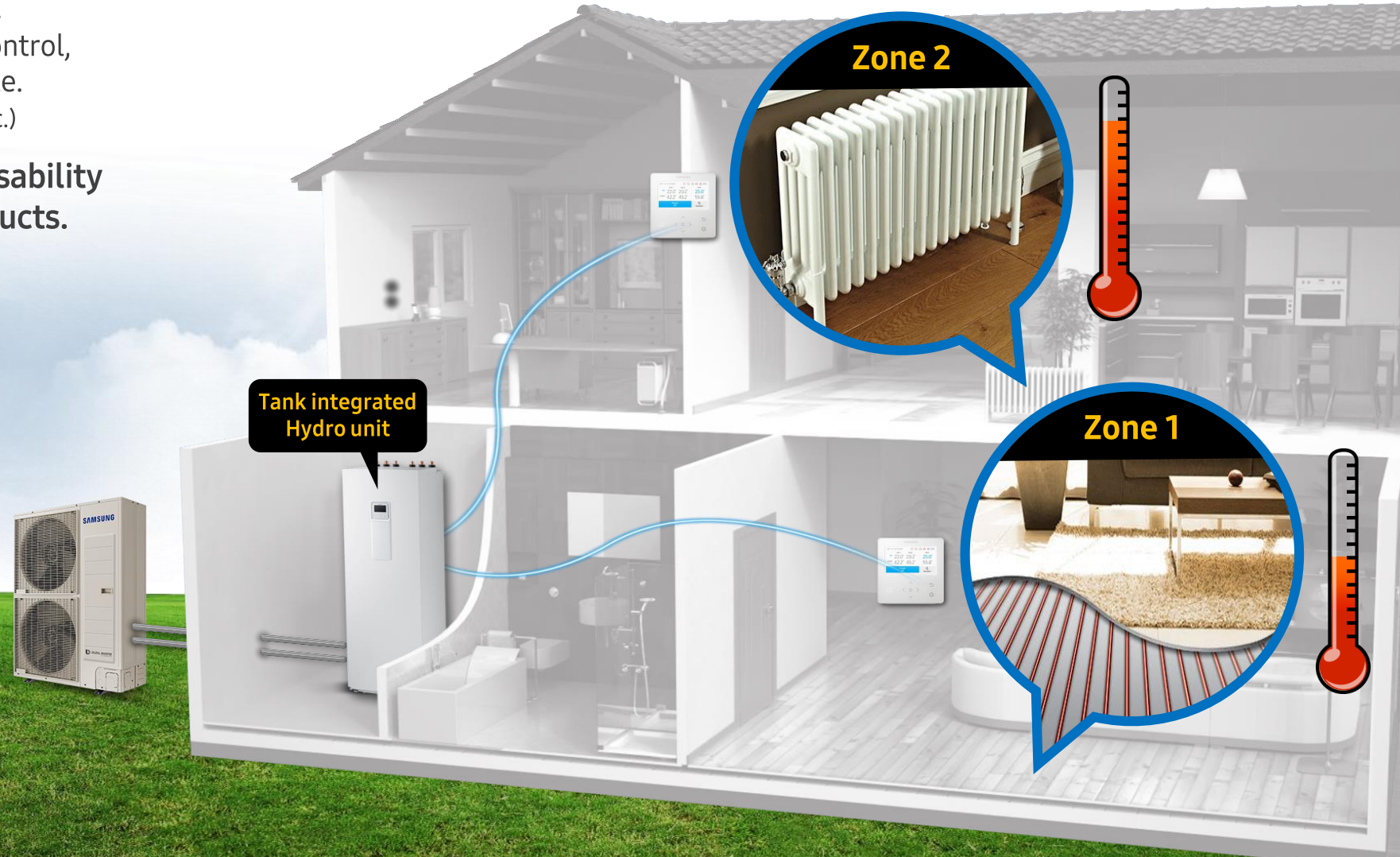


* Wired Connection

03. 2-Zone Control

2-Zone Control with Samsung New Wired Remote Control.

- Improved user convenience.
→ In addition to 2-zone temp. control, various functions are available. (Timer, outing, silent mode and etc.)
- Improved installation and usability by using only Samsung products.



04. New Wired Remocon

Color Display, Multi Language Available

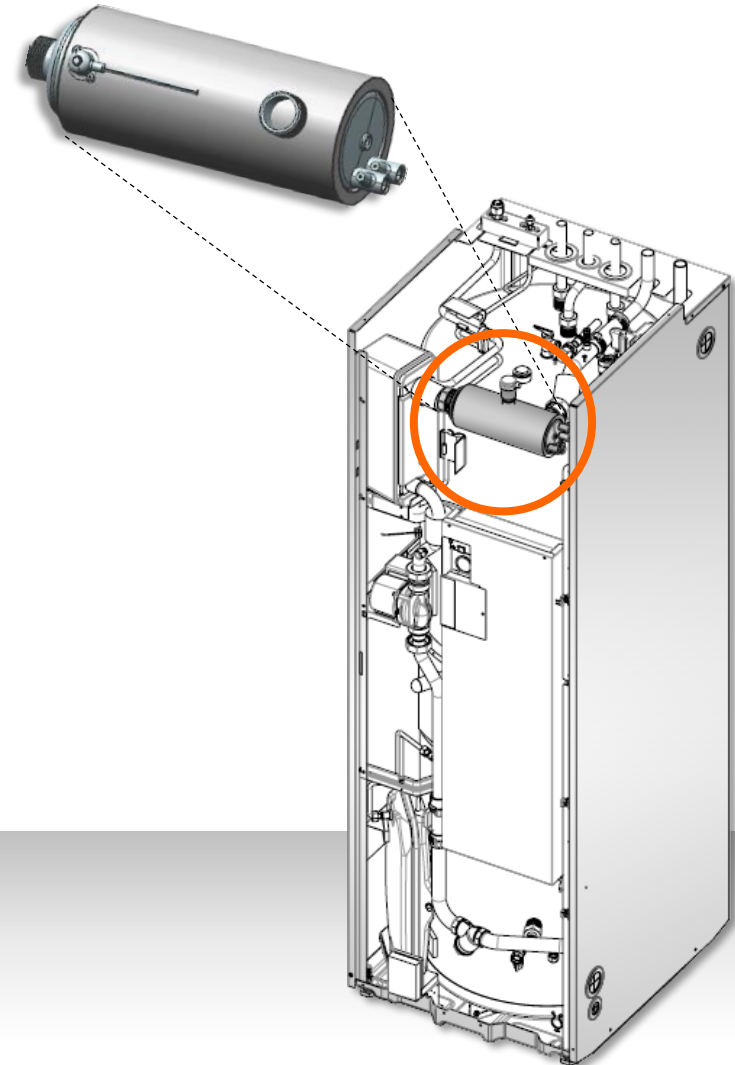


Item	-	MWR-WW10N
Product Size (mm)	120*124*20	120*120*19
LCD Size (mm)	98*45	95*55
Color display	X	●
Space heating operation	Heating/Cooling/Auto	Heating/Cooling/Auto
DHW operation	ECO/STD/POWER	ECO/STD/POWER
Max. Zone control	1	2
Schedule / Holiday mode	● / ●	● / ●
Energy monitoring	X	●
Error history	● (Max 1 error)	● (Max 10 errors)
Commissioning	X	●
Smart Grid Ready	X	●
Solar Photovoltaic Ready	X	●
Bivalent (2 nd heat source)	●	●
Solar Thermal Ready	●	●
Language type	EN	6 Country (EN,DE,FR,IT,ES,PL)
Summer time setting	●	●

05. Default Back up Heater

Available Optional High Capacity Heater (Only 1Ph)

Type	Model	Power	Standard Heater	Optional Heater
SPLIT	AE200RNWSEG AE260RNWSEG	220~240V, 50Hz, 1Φ	2kW	4kW : MHC-400FE 6kW : MHC-600FE
MONO	AE200RNWMEG AE260RNWMEG			
SPLIT	AE260RNWSGG	380~415V, 50Hz, 3Φ	6kW	N/A
MONO	AE260RNWMGG			



06. Smart Grid Ready & PV(Photovoltaic) Enable

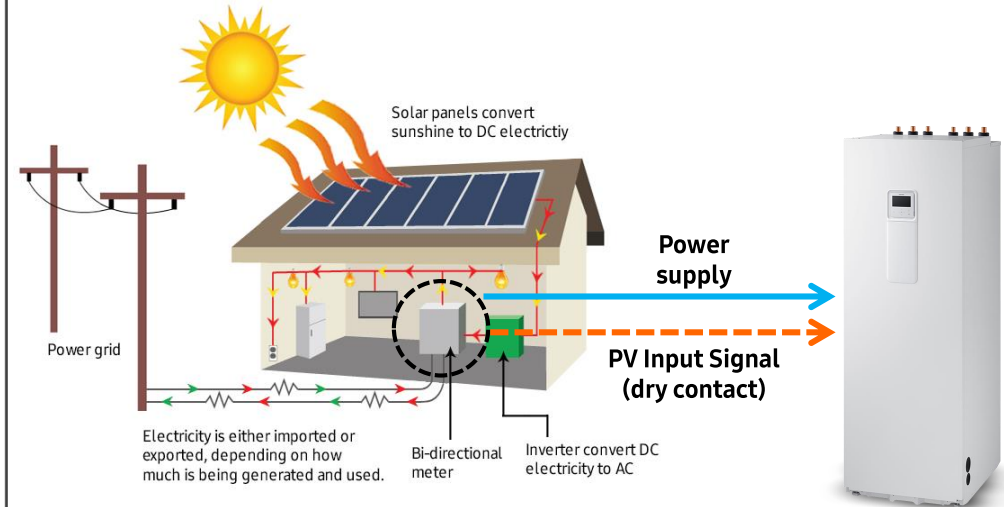
Smart Grid Ready

When Users make contracts with local electric power company for limiting power consumption, Users can set the function with FSV.



PV(Photovoltaic) Enable

For energy saving by using the **Solar Energy**



Overview

01 Low GWP Refrigerant

Ozone Layer Protection

Energy Efficiency

GWP**

Economic Performance

R22 HCFC

R32 HFC

R410A HFC

02 World-class Efficiency

The Highest Grade

*A+++

5.2

Before

New (Split 4kW)

03 Powerful Heating

- Max Water Temperature : 65°C
- High PdesignH upto 110% of Rated Capacity

R32 Outdoor Unit

R32 NEW REFRIGERANT GAS

04 Low Noise Level

Low Noise Level according to TA Lärm (35dB @ 3m)

(Only Split 6/9kW)

05 Color Remocon

New Remote Control included (Color Display, 6 Multi Languages)

(Only MONO Control Kit & SPLIT Wall Mounted Hydro Unit)

06 Flow Sensor

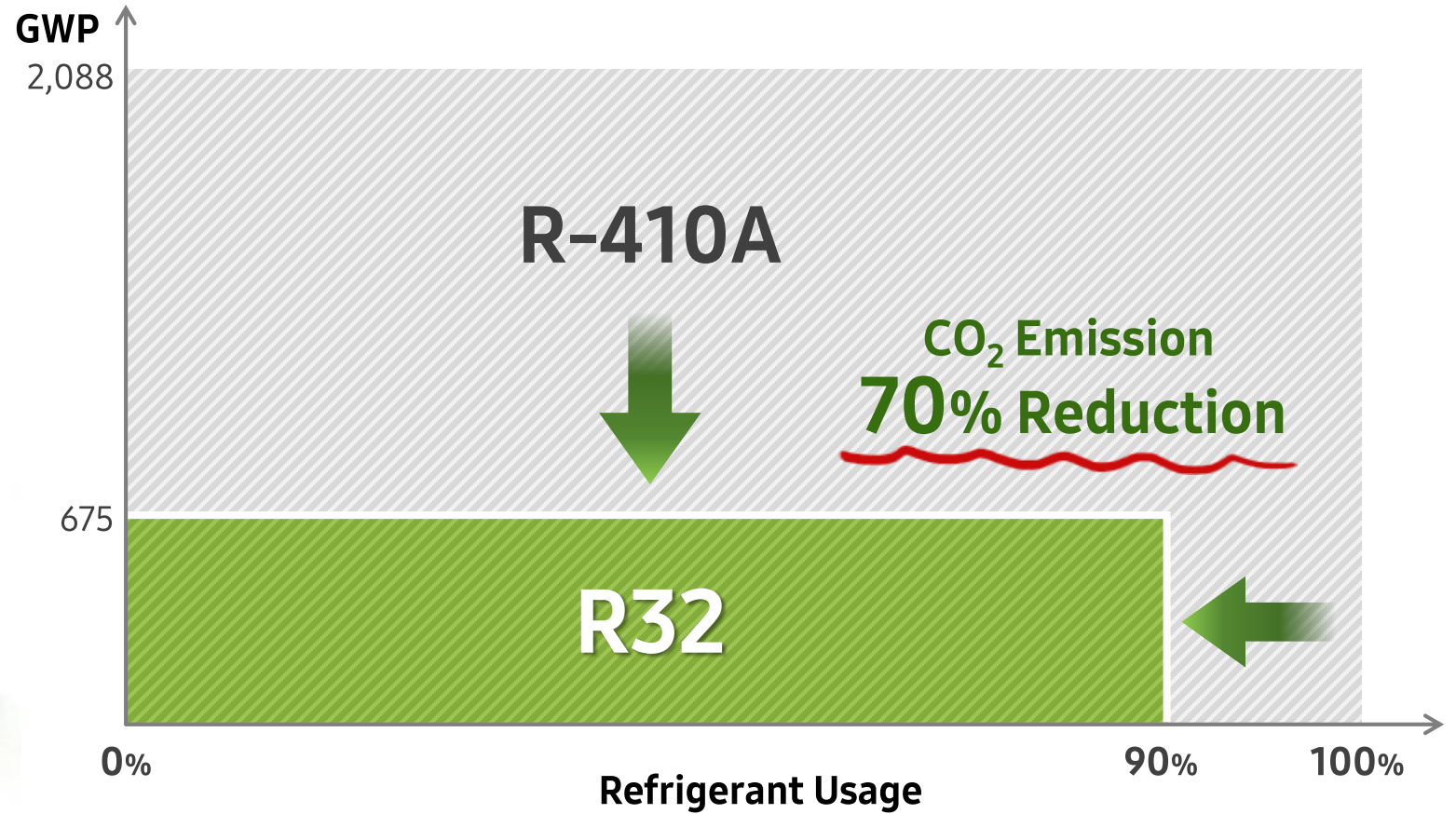
Precise water flow measurement by Flow Sensor (Previous : Flow Switch)

(For Control Kit & Wall Mounted Hydro Unit)

* A+++ label is available from 26, Sep. 2019 and should be considered as A++ label until that time.

01. Low CO₂ Emission

New R32 EHS makes it possible to reduce 70% of CO₂ Emission



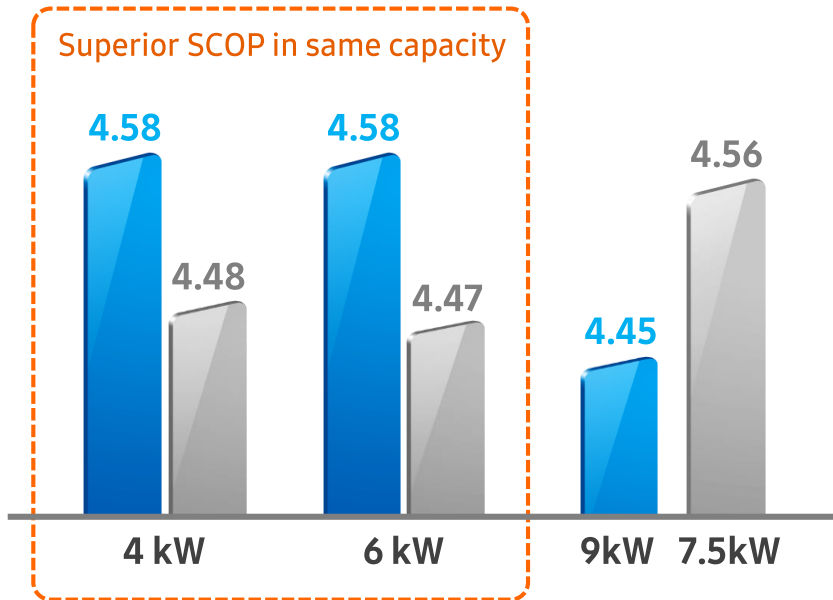
* GWP: Global Warming Potential

02. Top Class Seasonal Coefficient of Performance

Superior Energy Label Grade : All capacity range **SCOP A+++**

SCOP Comparison of SPLIT

- SAMSUNG EHS SPLIT (4.4~9.0kW)
- Company A SPLIT (4.3~7.5kW)



SCOP of All Capacity

Type	SPLIT			MONO			
Capacity	4 kW	6 kW	9 kW	5 kW	8 kW	12 kW	16 kW
SCOP	4.58	4.58	4.45	4.46	4.44	4.69	4.48
Energy Grade	A+++	A+++	A+++	A+++	A+++	A+++	A+++

* A+++ label is available from 26, Sep. 2019 and should be considered as A++ label until that time.

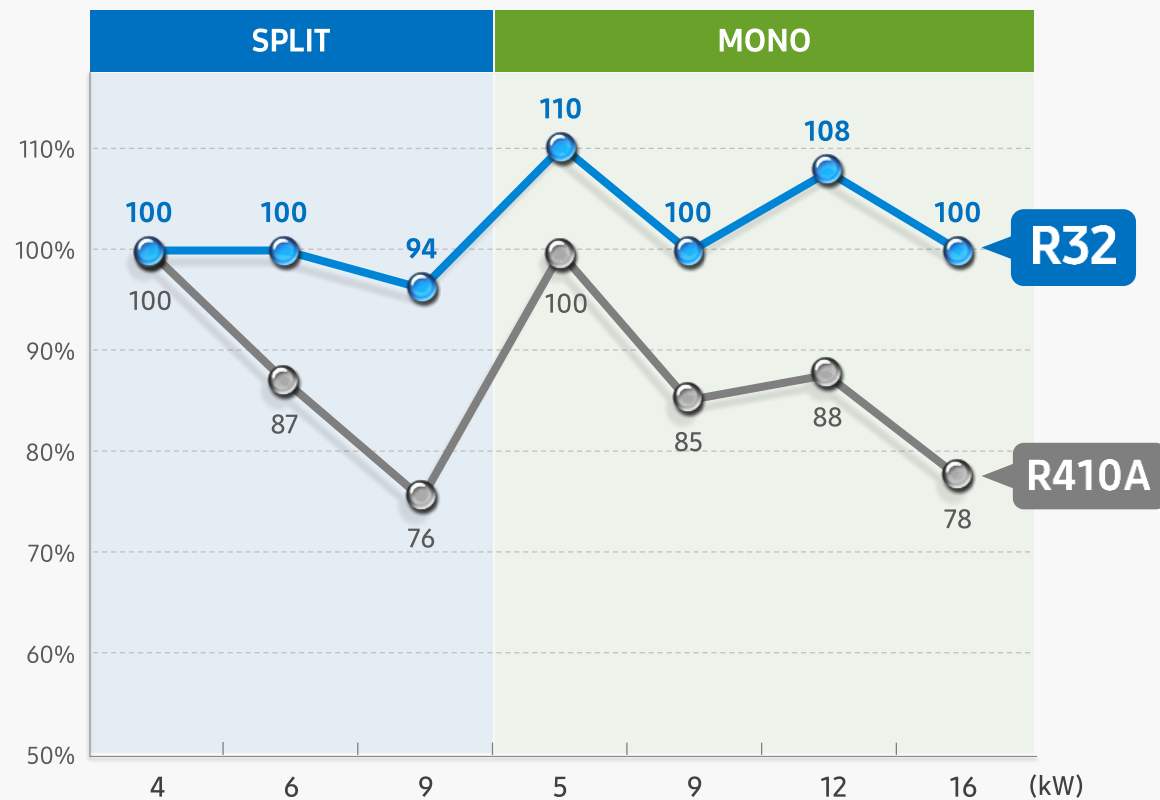
03. Powerful Heating

Max Leaving Water Temperature : 65°C



Higher PdesignH comparing conventional R410A model

Ratio PdesignH(kW) to Rated Capacity(kW)



04. Low Noise Level in Night Mode

Low Noise ODU to meet TA Lärm regulation (SPLIT 6, 9kW)

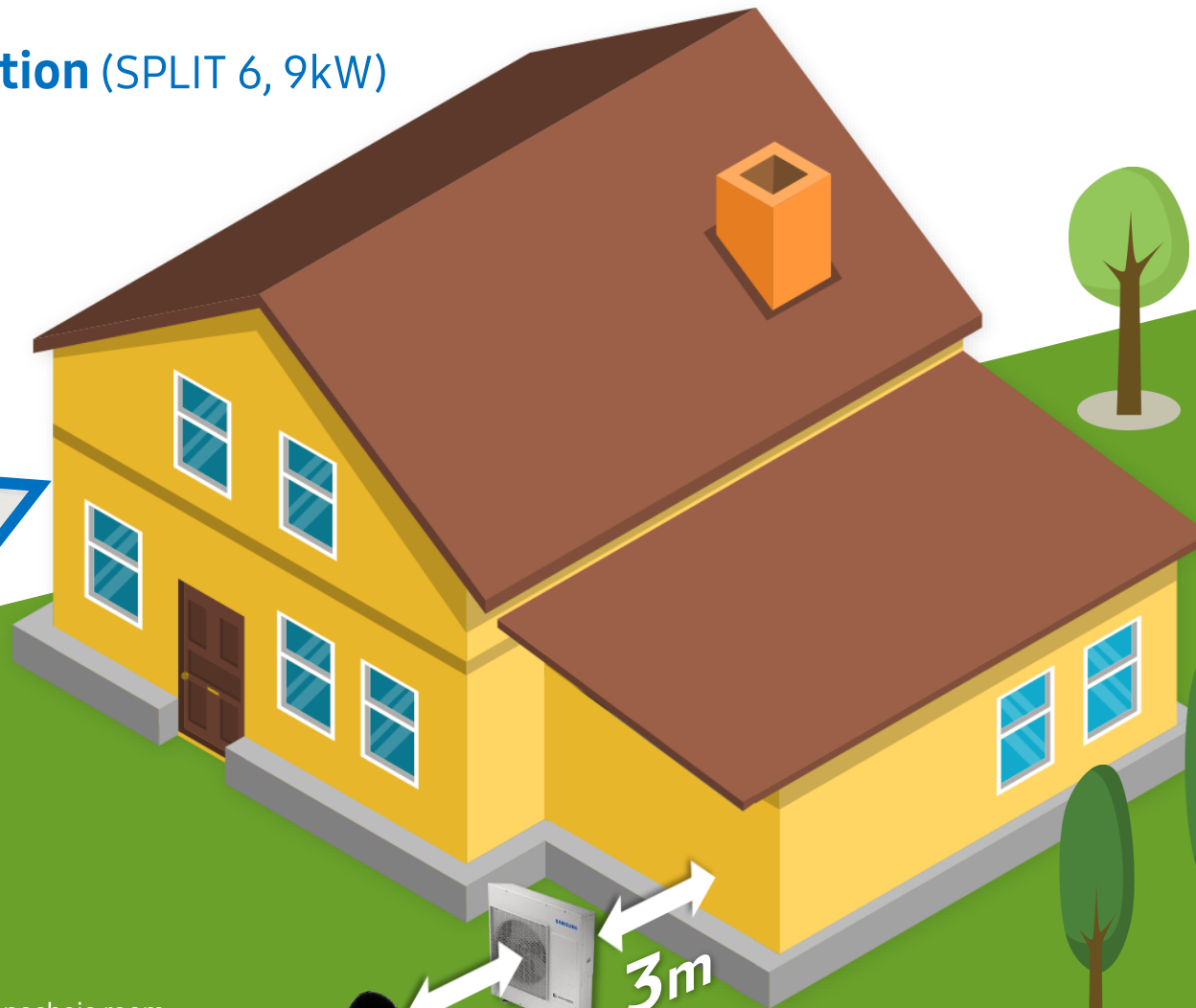
(AE060RXEDEG, AE090RXEDEG, AE090RXEDGG)



Low Noise mode



35dB @ 3m




Noise level is measured 3m away from front side of outdoor unit in an anechoic room
It may differ depending on operation condition and acoustic environment.
(Test condition: A7/W35)

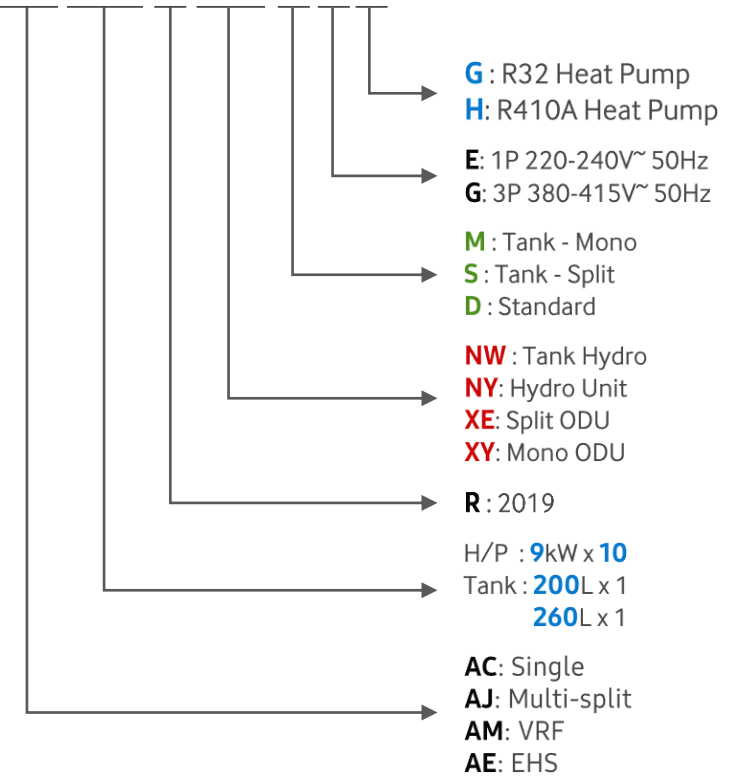
SAMSUNG EHS SPLIT

New Tank Hydro Unit & R32 Refrigerant from 4kW to 9kW

- Thank to new Tank Integrated Hydro Unit, able to ease installation and to provide total solution
- Eco friendly refrigerant and low noise outdoor unit




AE200RNW**SE**G**/EU**
AE090RXE**DE**G**/EU**



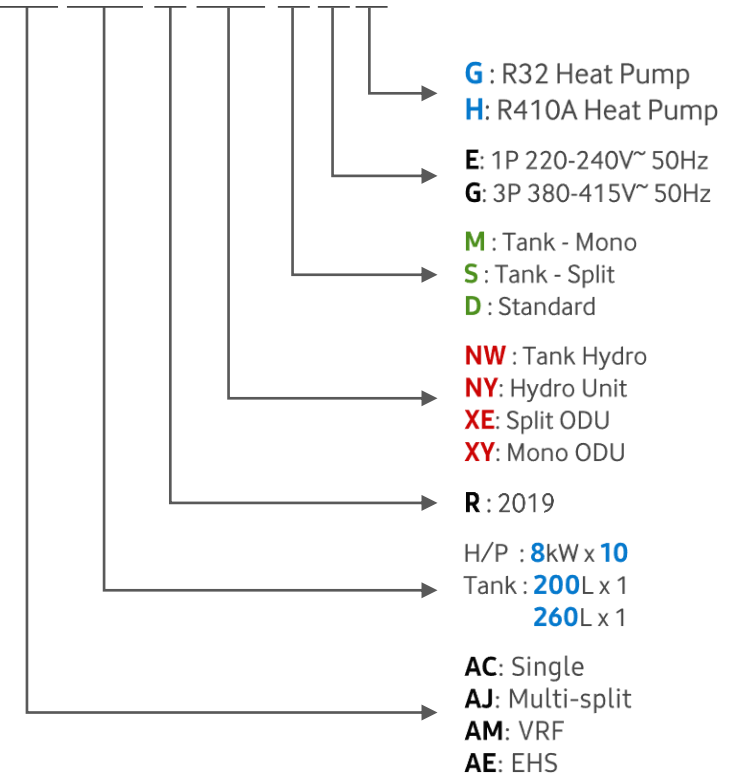
SAMSUNG EHS **MONO**

The Full Range, from 5kW to 16kW

- Thank to new Tank Integrated Hydro Unit, able to ease installation and to provide total solution
- Eco friendly refrigerant and low noise outdoor unit
- 1 model of control kit covers all capacity (5~16kW)







AE260R**NW****MGG**/EU
AE080R**XY****DGG**/EU








Line-ups

EHS SPLIT

NEW Tank integrated Hydro unit	200L	260L
1 Phase	 AE200RNWSEG	 AE260RNWSEG
3 Phase	-	 AE260RNWSGG

Outdoor Unit	4kW	6kW	9kW
1 Phase	 AE040RXEDEG	 AE060RXEDEG	 AE090RXEDEG
3 Phase	-	-	 AE090RXEDGG




Optional Part (For Tank Hydro)	Part Description
Backup Heater (For only 1Φ)	 4kW, 1Φ MHC-400FE  6kW, 1Φ MHC-600FE
Wired Remocon	 MWR-WW10N

Hydro Unit	4~9kW
1 Phase	 AE090RNYDEG
3 Phase	 AE090RNYDGG

Line-ups

EHS MONO

NEW Tank integrated Hydro unit	200L	260L
1 Phase	 AE200RNWMEG	 AE260RNWMEG
3 Phase	-	 AE260RNWMSG

Optional Part (For Tank Hydro)	Part Description
Backup Heater (For only 1Φ)	  4kW, 1Φ MHC-400FE 6kW, 1Φ MHC-600FE
Wired Remocon	 MWR-WW10N

Outdoor Unit	5kW	8kW	12kW	16kW	Control Kit
1 Phase	 AE050RXYDEG	 AE080RXYDEG	 AE120RXYDEG	 AE160RXYDEG	 MIM-E030CN
3 Phase	-	 AE080RXYDGG	 AE120RXYDGG	 AE160RXYDGG	

Tank Hydro Unit & Outdoor Unit Matching Combination


Type			Capacity of Outdoor Unit											
			220~240V, 50Hz, 1Φ						380~415V, 50Hz, 3Φ					
			4kW	5kW	6kW	8kW	9kW	12kW	16kW	8kW	9kW	12kW	16kW	
SPLIT	200L	1Φ	●		●			●						
	260L	1Φ	●		●			●						
		3Φ									●			
MONO	200L	1Φ		●		●			●	●				
	260L	1Φ				●			●	●				
		3Φ									●		●	●

For Residential Use



EHS SPLIT

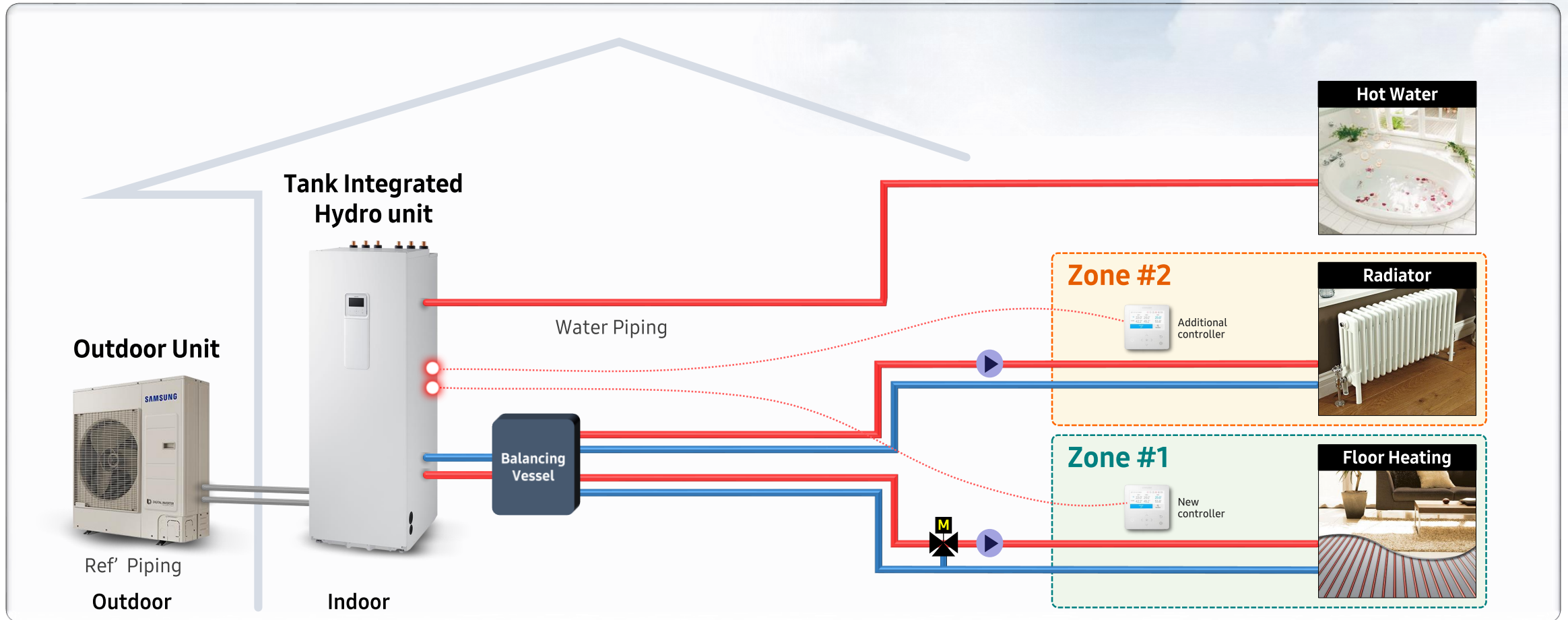
- ◆ Compatible with all low temp. system
- ◆ High seasonal energy efficiency
- ◆ Up to 65°C water supply
- ◆ Easy to install
- ◆ Easy to control
- ◆ Operation Range down to -25°C
- ◆ Higher capacity at low ambient temperature



System Configuration

EHS SPLIT

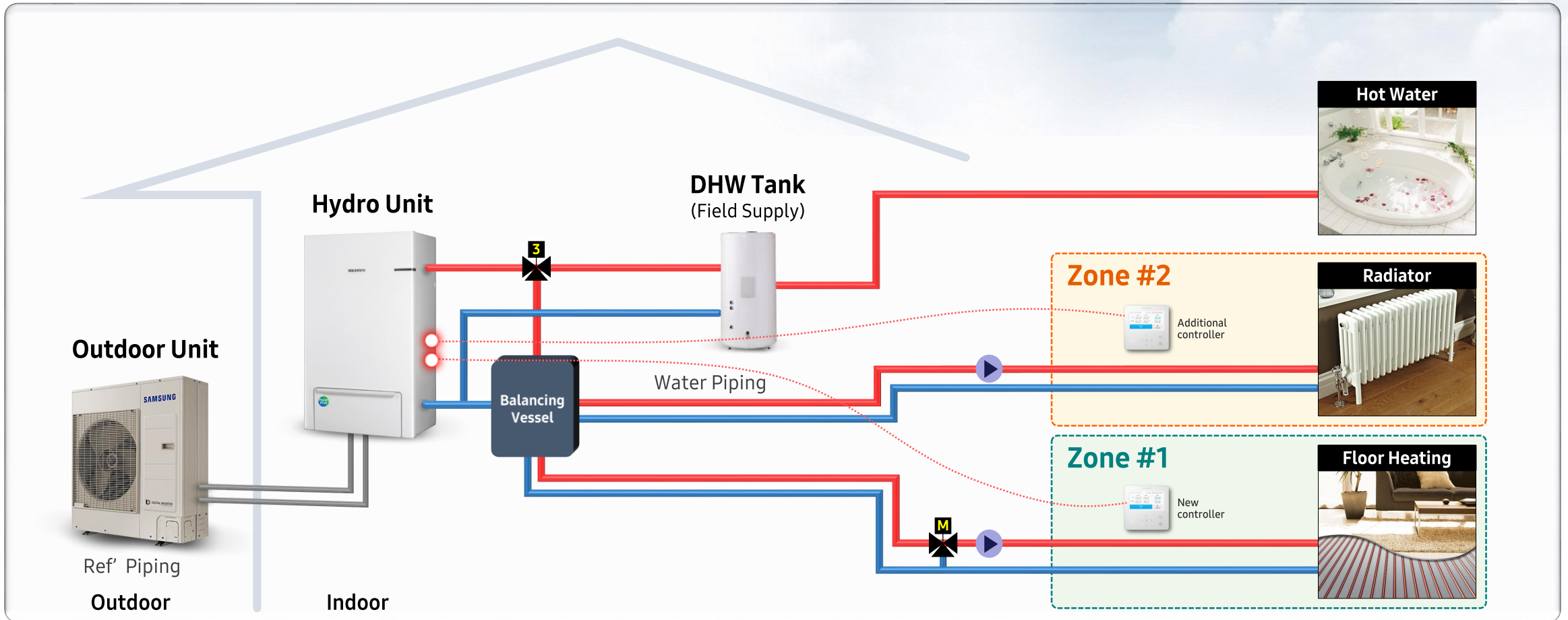
- Consists of an outdoor unit and a Tank Integrated Hydro Unit



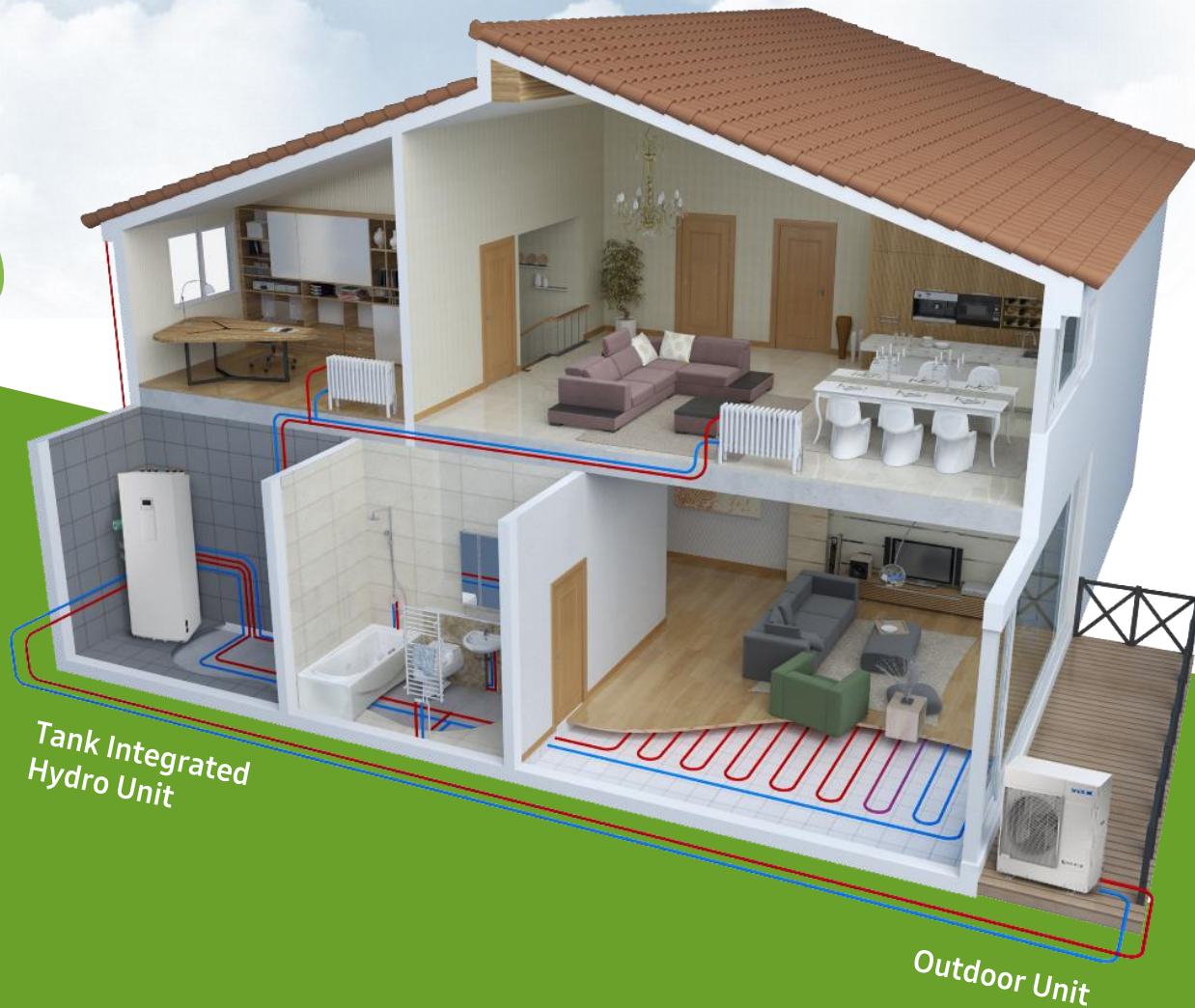
System Configuration

EHS SPLIT

- Consists of an outdoor unit and a **Wall Mounted Hydro Unit**




For Residential Use



EHS MONO

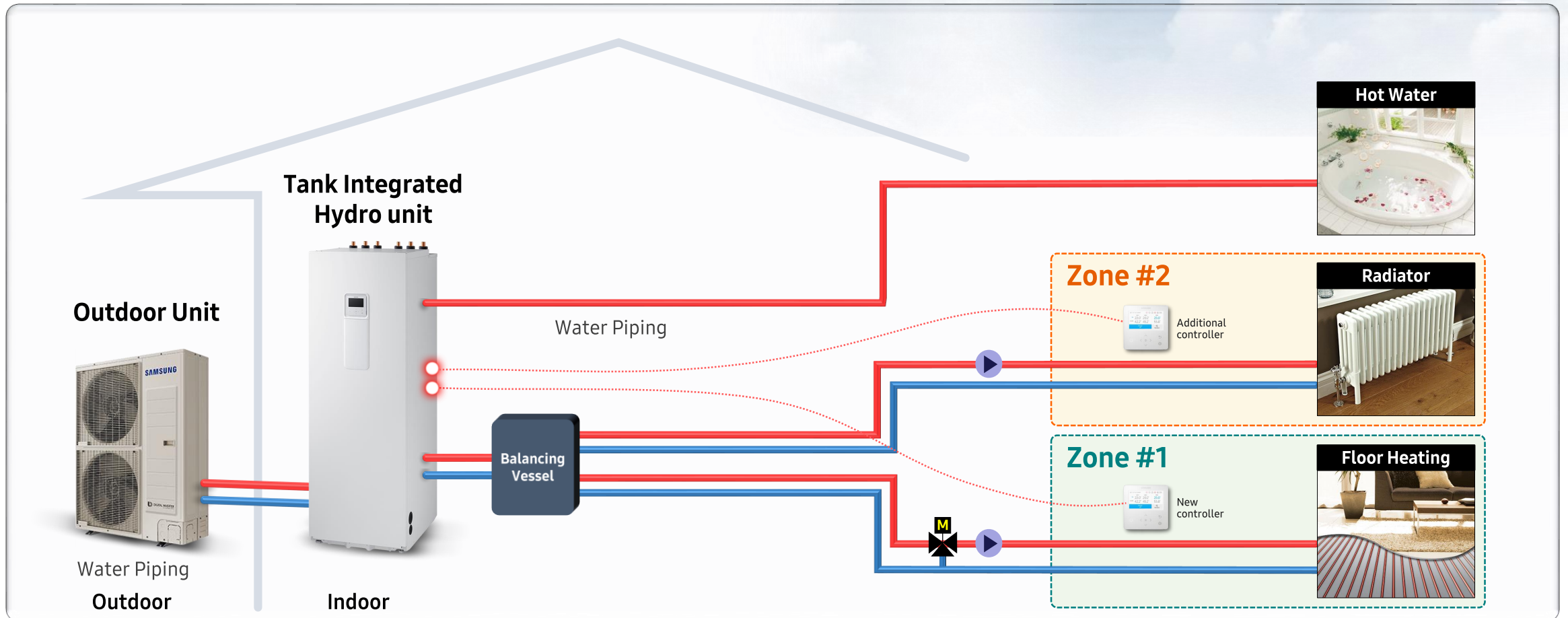
- ◆ Compatible with all low temp. system
- ◆ High seasonal energy efficiency
- ◆ Up to 65°C water supply
- ◆ Easy to install
- ◆ Easy to control
- ◆ Operation Range down to -25°C
- ◆ Higher capacity at low ambient temperature



System Configuration

EHS MONO

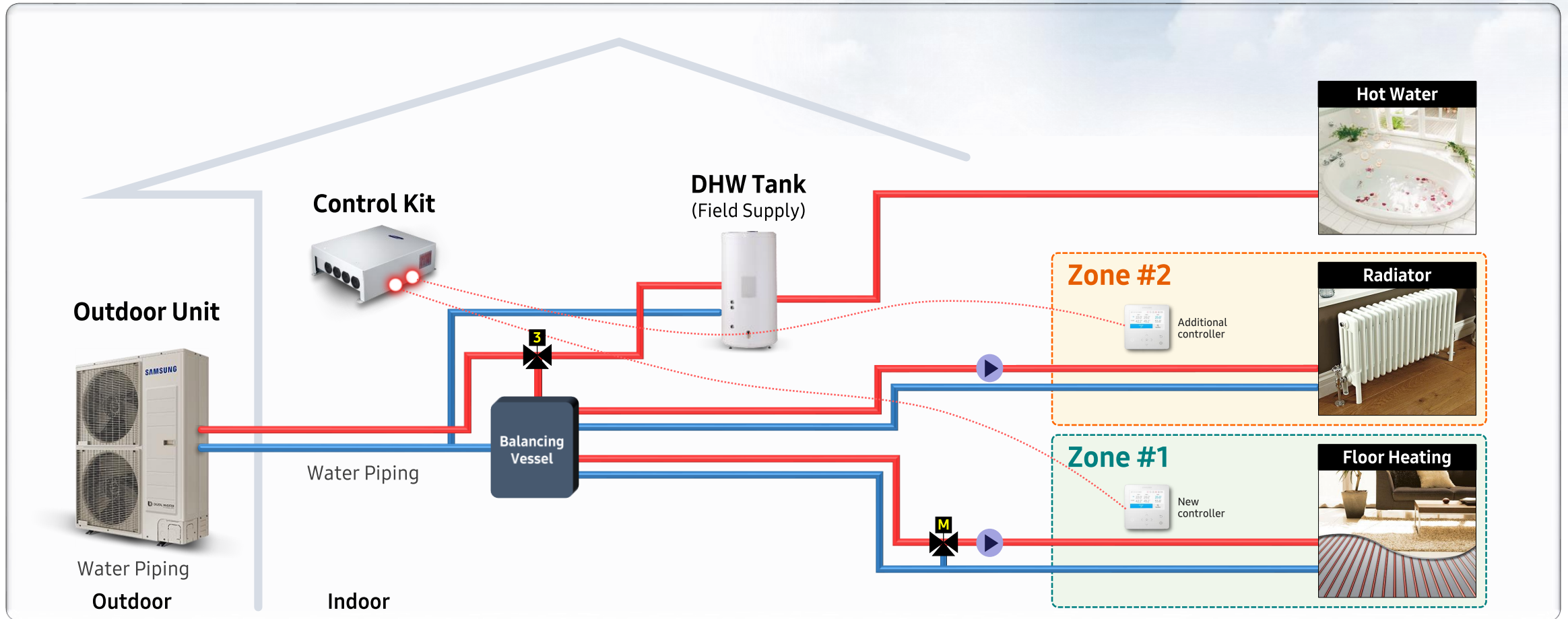
- Consists of an outdoor unit and a Tank Integrated Hydro Unit



System Configuration

EHS MONO

- Consists of an outdoor unit and a **Control Kit**



2019 SAMSUNG
ECO HEATING SYSTEM 

SAMSUNG



THANK YOU